

TRESPA® METEON® EXTERIOR PANELS

LUMEN

The Lumen Decors are available in Diffuse, Oblique and Specular finish, in the sizes of 2550 x 1860 mm, 3050 x 1530 mm & 3650 x 1860 mm and thickness of 6, 8, 10, 13 mm. Not all colours are available in all finish/size/thickness combinations. For more details please consult the Trespa Delivery Program and trespa.com

METALLICS

The Metallics Decors are available in Satin and Rock finish, in the sizes of 2550 x 1860 mm, 3050 x 1530 mm, 3650 x 1860 mm & 4270 x 2130 mm and thickness of 6, 8, 10, 13 mm. Not all colours are available in all finish/size/thickness combinations. For more details please consult the Trespa Delivery Program and trespa.com

PROJECT COLOURS
For Trespa® Meteon® Uni Colours and Metallics, Trespa is happy to create panels in bespoke colours for your project. Almost anything is possible, just tell us what you need. For more information please contact your local Trespa representative.

WOOD DECORS

The Wood Decors are available in Satin and Matt finish, in the sizes of 2550 x 1860 mm, 3050 x 1530 mm, 3650 x 1860 mm & 4270 x 2130 mm and thickness of 6, 8, 10, 13 mm. Not all colours are available in all finish/size/thickness combinations. For more details please consult the Trespa Delivery Program and trespa.com

NATURALS

The Naturals Decors are available in Matt and Matt-Rock finish, in the sizes of 2550 x 1860 mm, 3050 x 1530 mm, 3650 x 1860 mm & 4270 x 2130 mm and thickness of 6, 8, 10, 13 mm. Not all colours are available in all finish/size/thickness combinations. For more details please consult the Trespa Delivery Program and trespa.com

FOCUS

The Focus Decors are available in Diffuse finish, in the sizes 3050 x 1530 mm & 3650 x 1860 mm and in thicknesses of 8, 10 and 13 mm. For more details please consult the Trespa Delivery Program and trespa.com

UNI COLOURS

The Uni Colours are available in Satin and Rock finish, in the sizes of 2550 x 1860 mm, 3050 x 1530 mm, 3650 x 1860 mm & 4270 x 2130 mm and thickness of 6, 8, 10, 13 mm. Not all colours are available in all finish/size/thickness combinations. For more details please consult the Trespa Delivery Program and trespa.com

LUMEN

Colour code	Colour name	Diffuse			Oblique			Specular		
		■	■	■	■	■	■	■	■	■
L0500	Athens White	■	■	■	■	■	■	■	■	■
L0651	Italian Greige	■	■	■	■	■	■	■	■	■
L1971	Iceland Grey	■	■	■	■	■	■	■	■	■
L2151	London Grey	■	■	■	■	■	■	■	■	■
L2264	Oceania Blue	■	■	■	■	■	■	■	■	■
L2581	New York Grey	■	■	■	■	■	■	■	■	■
L3673	Olive Green	■	■	■	■	■	■	■	■	■
L9000	Metropolis Black	■	■	■	■	■	■	■	■	■
With metallic effect										
LM0561	Roman Bronze	■	■	■	■	■	■	■	■	■
LM0641	China Gold	■	■	■	■	■	■	■	■	■
LM1055	Persian Copper	■	■	■	■	■	■	■	■	■
LM2181	Siberian Platinum	■	■	■	■	■	■	■	■	■
LM5101	Paris Silver	■	■	■	■	■	■	■	■	■

TRESPA® METEON® LUMEN DIFFUSE, LUMEN OBLIQUE AND ALL LUMEN WITH METALLIC EFFECT (PRODUCTS WITH LM CODE) FEATURE A DIRECTIONAL COLOURED SURFACE.
* WITH SATIN REVERSE.

METALLICS

Colour code	Colour name	Satin		Rock*	
		■	■	■	■
M04.4.1	Titanium Silver	■	■	■	■
M05.5.1	Titanium Bronze	■	■	■	■
M05.6.1	Urban Brown	■	■	■	■
M06.4.1	Amber	■	■	■	■
M21.3.4	Azurite Blue	■	■	■	■
M21.8.1	Graphite Grey	■	■	■	■
M51.0.1	Aluminium Grey	■	■	■	■
M51.0.2	Urban Grey	■	■	■	■
M53.0.1	Copper Red	■	■	■	■
M53.0.2	Copper Yellow	■	■	■	■


TRESPA® METEON® METALLICS PANELS FEATURE A DIRECTIONAL COLOURED SURFACE.
* WITH SATIN REVERSE.

FOCUS

Colour code	Colour name	Diffuse		Colour code	Colour name	Diffuse	
		■	■			■	■
C08.03	Brooklyn Classic	■	■	With metallic effect			
C08.21	Brooklyn Luna	■	■	CM03.06	Tribeca Gold	■	■
C08.25	Brooklyn Anthracite	■	■	CM03.16	Tribeca Iron	■	■
C01.21	Chester Grey	■	■	CM03.24	Tribeca Zinc	■	■
				CM09.03	Brooklyn Steel	■	■
				CM09.06	Brooklyn Bronze	■	■
				CM09.51	Brooklyn Aluminium	■	■

TRESPA® METEON® FOCUS PANELS FEATURE A DIRECTIONAL COLOURED SURFACE.

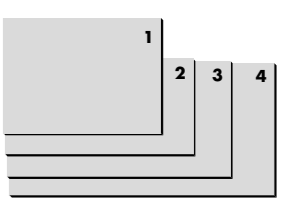
FINISHES



TYPES

- **SINGLE SIDED DECORATIVE** DECORATIVE SIDE WITH NON DECORATIVE BLACK REVERSE
- **DOUBLE SIDED DECORATIVE** SAME COLOUR FOR FRONT AND REVERSE SIDE OF THE PANEL
- **VARTOP** DECORATIVE SIDE WITH STANDARD WHITE DECORATIVE SATIN REVERSE (A03.0.0)
- **DUOCOLOUR** DIFFERENT COLOUR FOR FRONT AND REVERSE SIDE OF THE PANEL

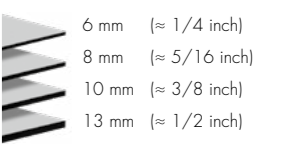
SIZES



- 1 2550 x 1860 mm (= 100 x 73 inch)
- 2 3050 x 1530 mm (= 120 x 60 inch)
- 3 3650 x 1860 mm (= 143 x 73 inch)
- 4 4270 x 2130 mm (= 168 x 83 inch)*

* THE LARGE SIZE OF THIS PANEL ALLOWS AN EFFICIENT MACHINING OF THE PRODUCT.

THICKNESSES



NOTE

PLEASE BE AWARE THAT NOT ALL PRODUCT-FINISH COMBINATIONS ARE POSSIBLE. FOR AVAILABLE SHEET SIZES, THICKNESSES AND FINISHES IN YOUR COUNTRY, PLEASE CHECK **TRESPA.INFO** FOR THE DETAILED AND UP TO DATE DELIVERY PROGRAMME AND MATERIAL PROPERTY DATASHEET. ALTERNATIVELY YOU CAN USE THE PRODUCT SELECTOR ON **TRESPA.COM** (AFTER CHOOSING THE COUNTRY WHERE THE PROJECT IS LOCATED).

ORDER SAMPLES AT TRESPA.COM